


# Whitney Revolver Reference Sheet

This Reference sheet was designed for your use in completing the Survey.

## 1. Serial numbers may be found in the following locations:



## 2. Loading lever catches:

### a. Ball Type




### b. Colt Style




### 3. Cylinder Safety Slots:

1 safety slot

6 safety slots



### 4. Wing-Nut:



Wing-Nut may be on left or right of frame

### 5. Barrel Address :



**Type 1**

The "N. HAVEN" has straight lettering  
Similar to the "E. WHITNEY"



**Type 2**

The "*N. HAVEN*" has slanted lettering